

# Tierra Antigua REALTY HOUSING MARKET ANALYSIS

## GREEN VALLEY AREA MARKET REPORT JANUARY 2025

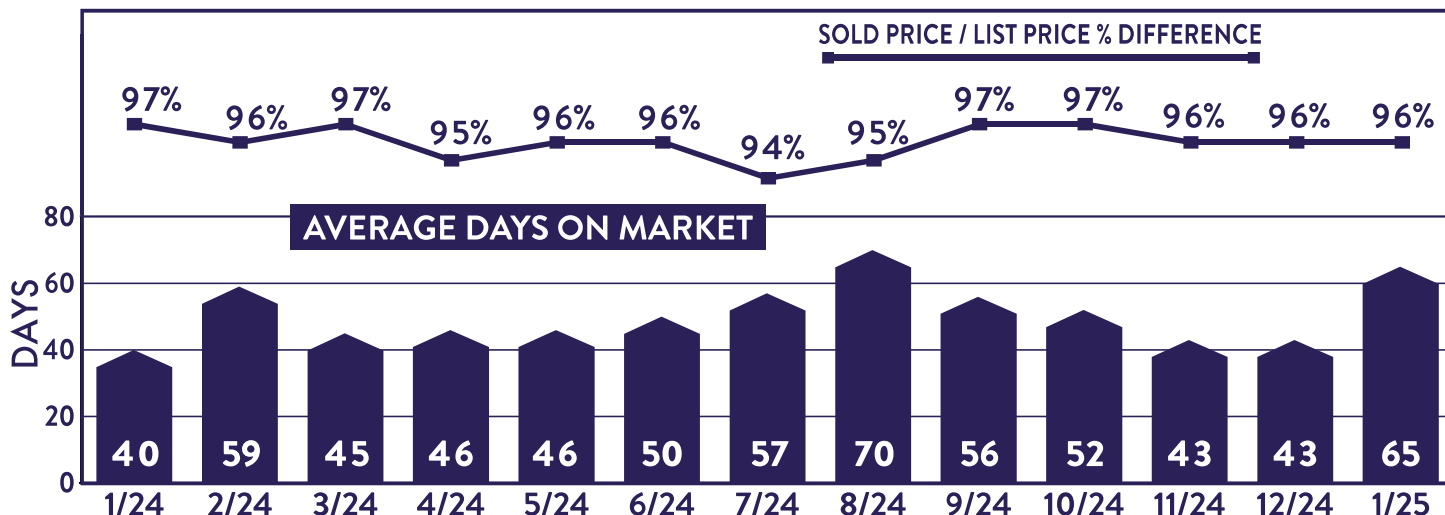
### AVERAGE DAYS ON MARKET VS SALES PRICE/LIST PRICE %

**January 2025 Average Days on Market Trend Remained Steady**

- Average Days on Market in 2025: 65**
- Up 51.2% compared to last month
  - Up 62.5% compared to last year

**January 2025 Sold/Original List Price Ratio Remained Steady**

- Sold/List Price % in January 2025: 96%**
- Unchanged compared to last month
  - Down 1% compared to last year



### HOMES FOR SALE/NEW LISTINGS/SOLD

**Homes For Sale in January 2025: 506 units**

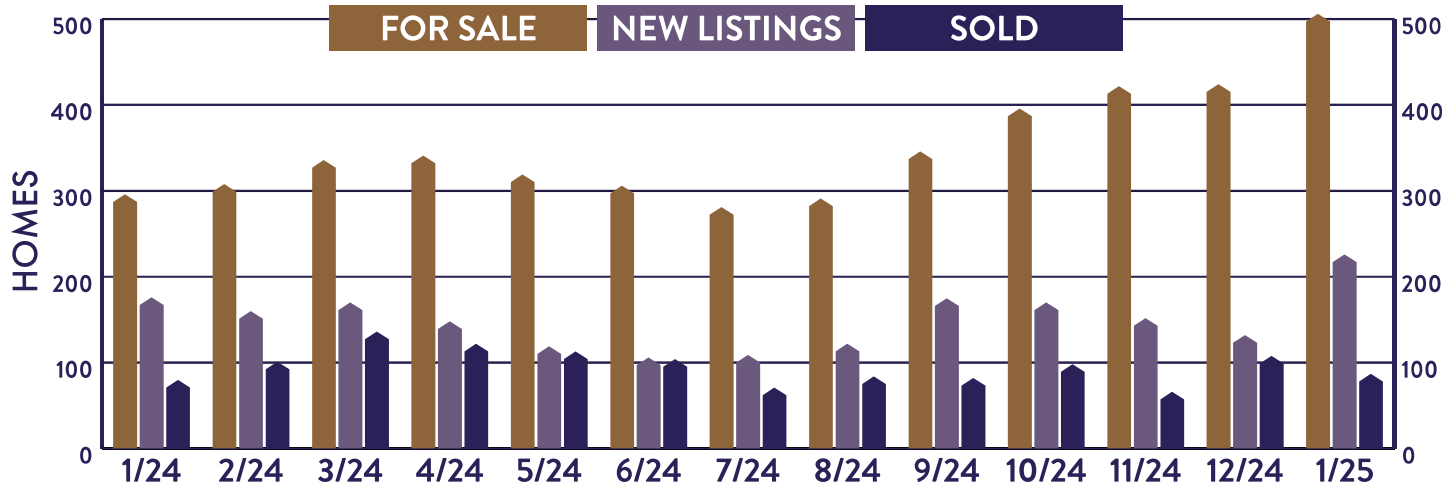
- Up 19.3% compared to last month
- Up 70.9% compared to last year

**Homes Listed in January 2025: 226 units**

- Up 71.2% compared to last month
- Up 28.4% compared to last year

**Homes Closed in January 2025: 87 units**

- Down 19.4% compared to last month
- Up 8.8% compared to last year



**Al Vincent "Vin", Associate Broker/REALTOR®/SRES®/CCIM**

Vin@AlVincent.com    www.AlVincent.com  
520-444-9890    Tierra Antigua Realty



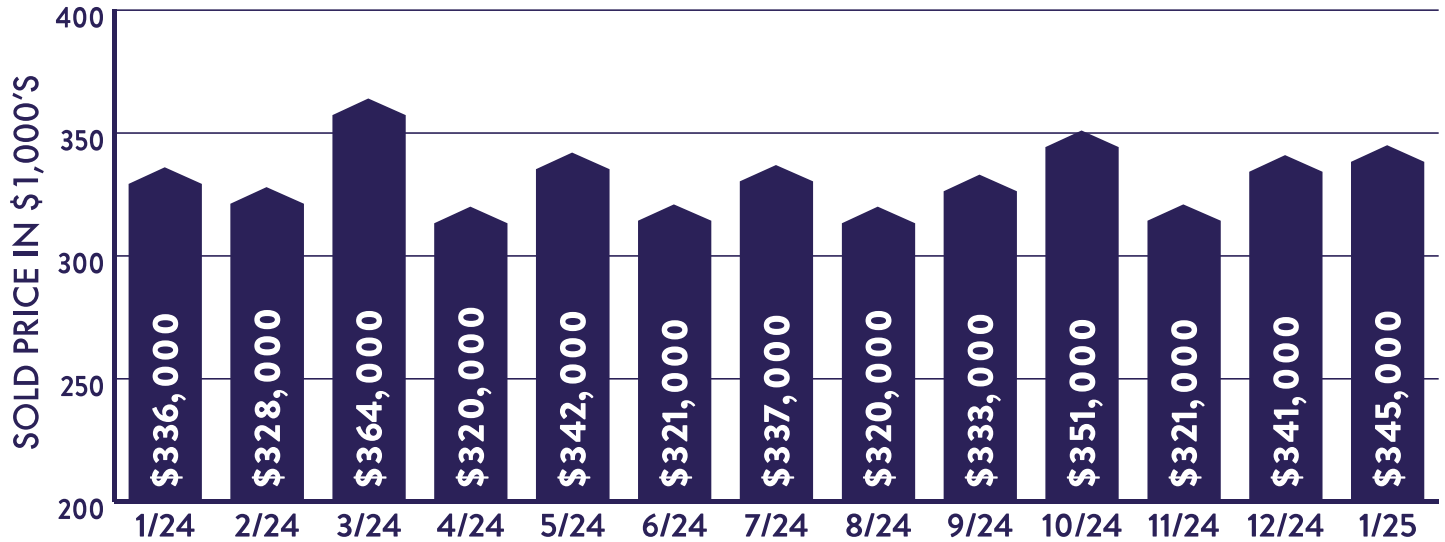
\*These statistics are based on information obtained from MLSSAZ and using TrendGraphix software for the dates of January 2024 - January 2025. Current Monthly Interest Rate courtesy Nova Home Loans. Information is believed to be reliable, but not guaranteed.

### AVERAGE SOLD PRICE

January 2025 Average Sold Price was Appreciating

Average Sold Price in January 2025: **\$345,000**

• Up 1.2% compared to last month • Up 2.7% compared to last year

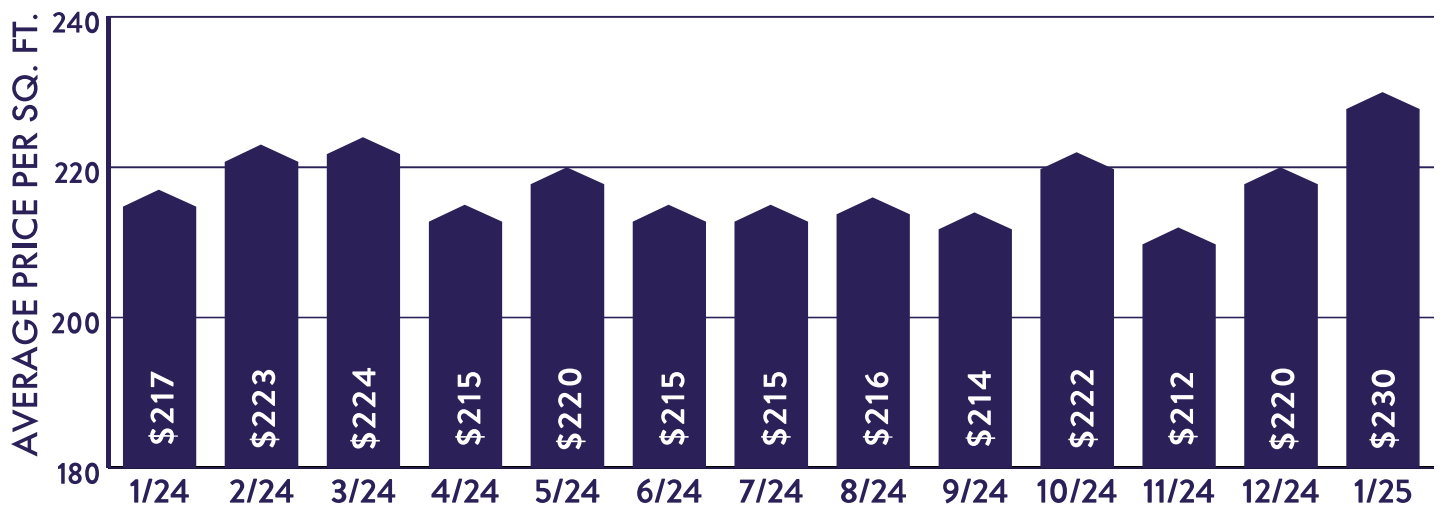


### SOLD PRICE PER SQUARE FOOT

January 2025 Average Sold Price per Square Footage was Appreciating

Average Sold Price per Square Footage in January 2025: **\$230**

• Up 4.5% compared to last month • Up 6% compared to last year



Al Vincent "Vin", Associate Broker/REALTOR®/SRES®/CCIM

Vin@AlVincent.com

www.AlVincent.com

520-444-9890

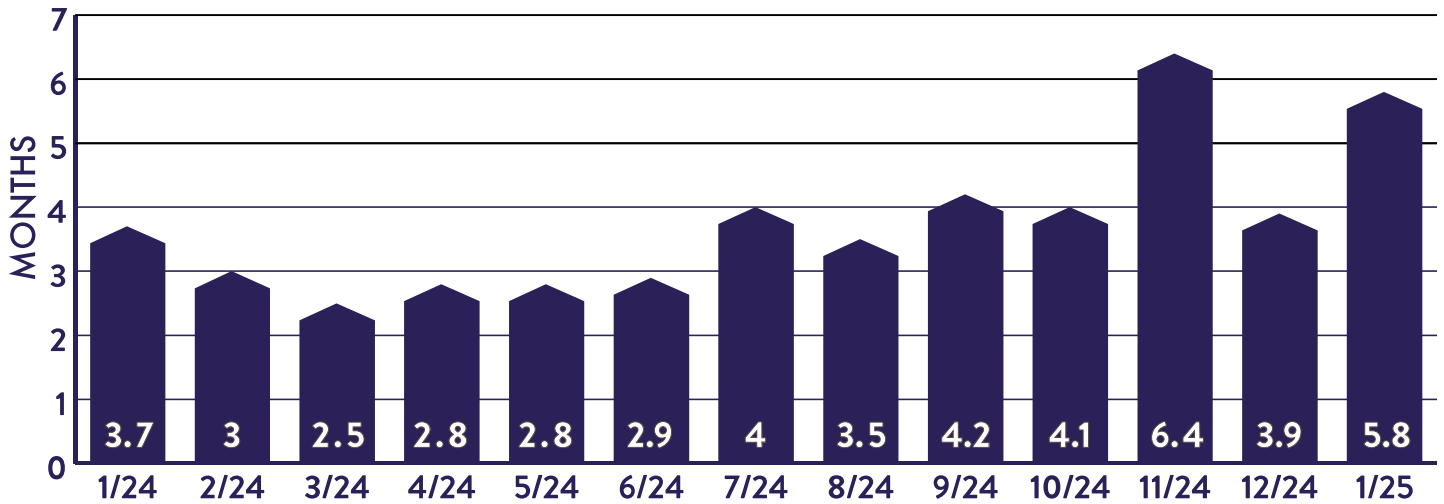
Tierra Antigua Realty



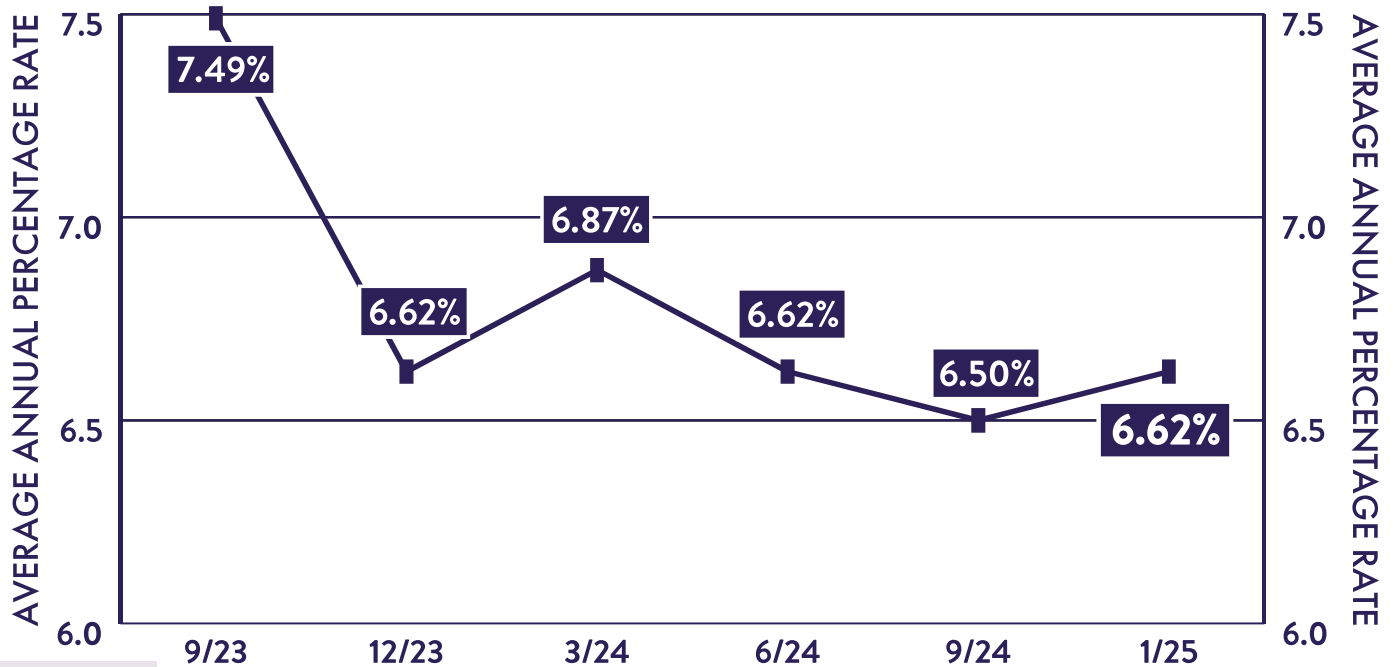
\*These statistics are based on information obtained from MLSSAZ and using TrendGraphix software for the dates of January 2024 - January 2025. Current Monthly Interest Rate courtesy Nova Home Loans. Information is believed to be reliable, but not guaranteed.

### MONTHS OF INVENTORY

January 2025 was a Neutral Market  
 Months of Inventory based on Closed Sales in January 2025: **5.8**  
 • Up 48.4% compared to last month • Up 56.8% compared to last year



### INTEREST RATE TRENDS



**Al Vincent "Vin", Associate Broker/REALTOR®/SRES®/CCIM**

Vin@AlVincent.com    www.AlVincent.com  
 520-444-9890    Tierra Antigua Realty



\*These statistics are based on information obtained from MLSSAZ and using TrendGraphix software for the dates of January 2024 - January 2025. Current Monthly Interest Rate courtesy Nova Home Loans. Information is believed to be reliable, but not guaranteed.