

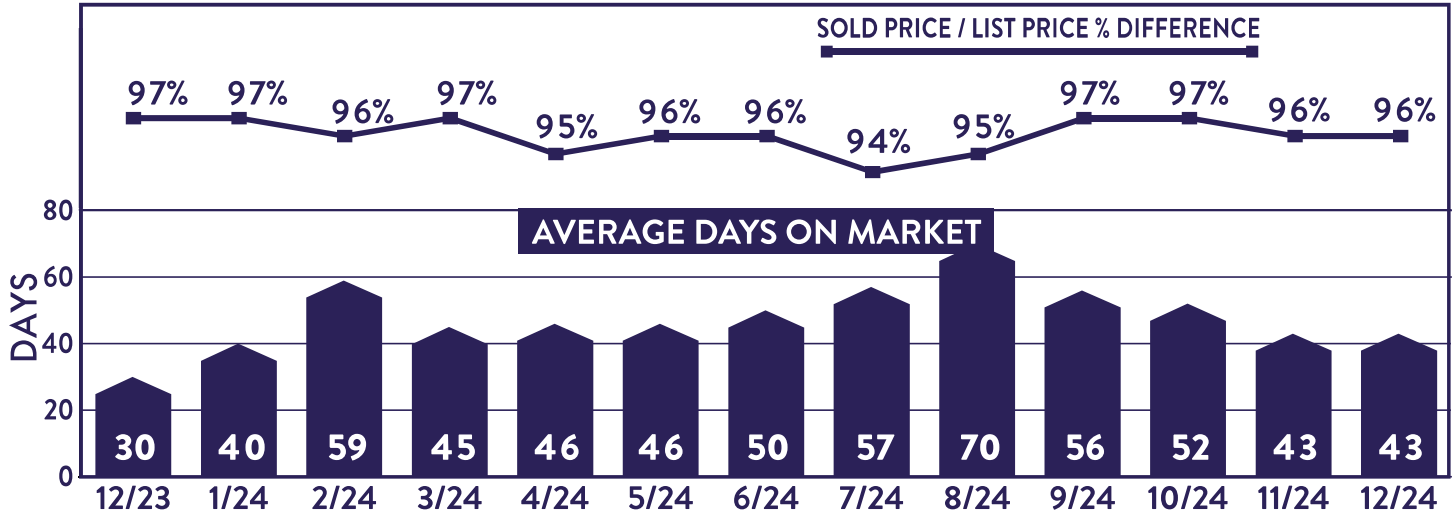
**AVERAGE DAYS ON MARKET VS SALES PRICE/LIST PRICE %**

**December 2024 Average Days on Market Trend was Falling**

- Average Days on Market in 2024: 43**
- Unchanged compared to last month
  - Up 43.3% compared to last year

**December 2024 Sold/Original List Price Ratio Remained Steady**

- Sold/List Price % in December 2024: 96%**
- Unchanged compared to last month
  - Down 1% compared to last year



**HOMES FOR SALE/NEW LISTINGS/SOLD**

**Homes For Sale in December 2024: 424 units**

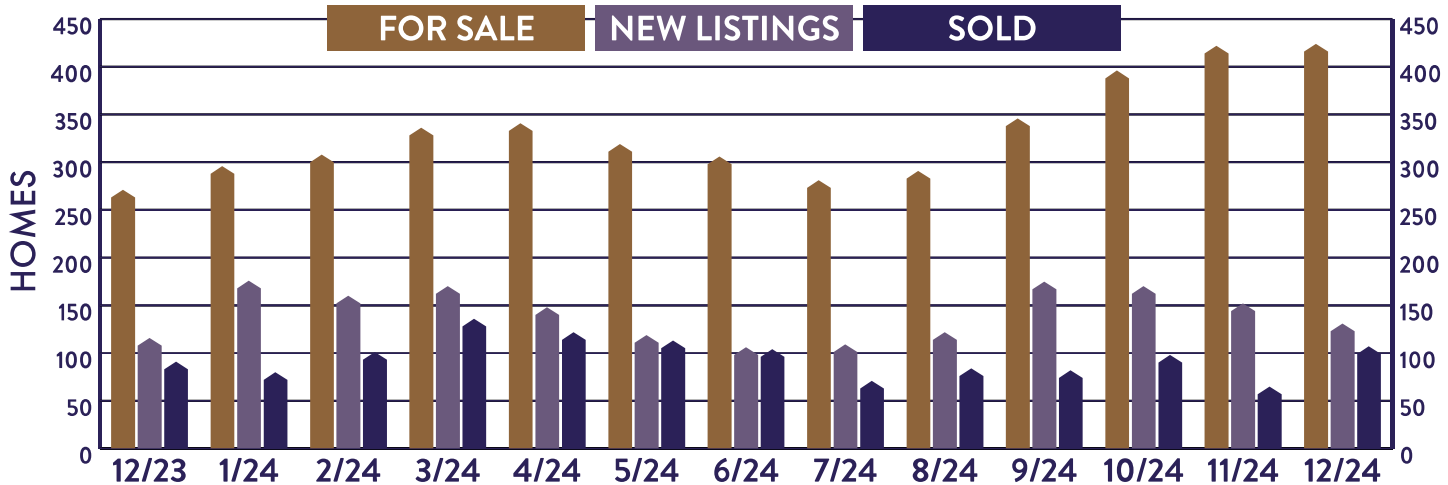
- Up 0.5% compared to last month
- Up 56.5% compared to last year

**Homes Listed in December 2024: 131 units**

- Down 13.8% compared to last month
- Up 12.9% compared to last year

**Homes Closed in December 2024: 107 units**

- Up 64.6% compared to last month
- Up 17.6% compared to last year



**Al Vincent "Vin", Associate Broker/REALTOR®/SRES®/CCIM**

Vin@AlVincent.com      www.AlVincent.com  
520-444-9890      Tierra Antigua Realty



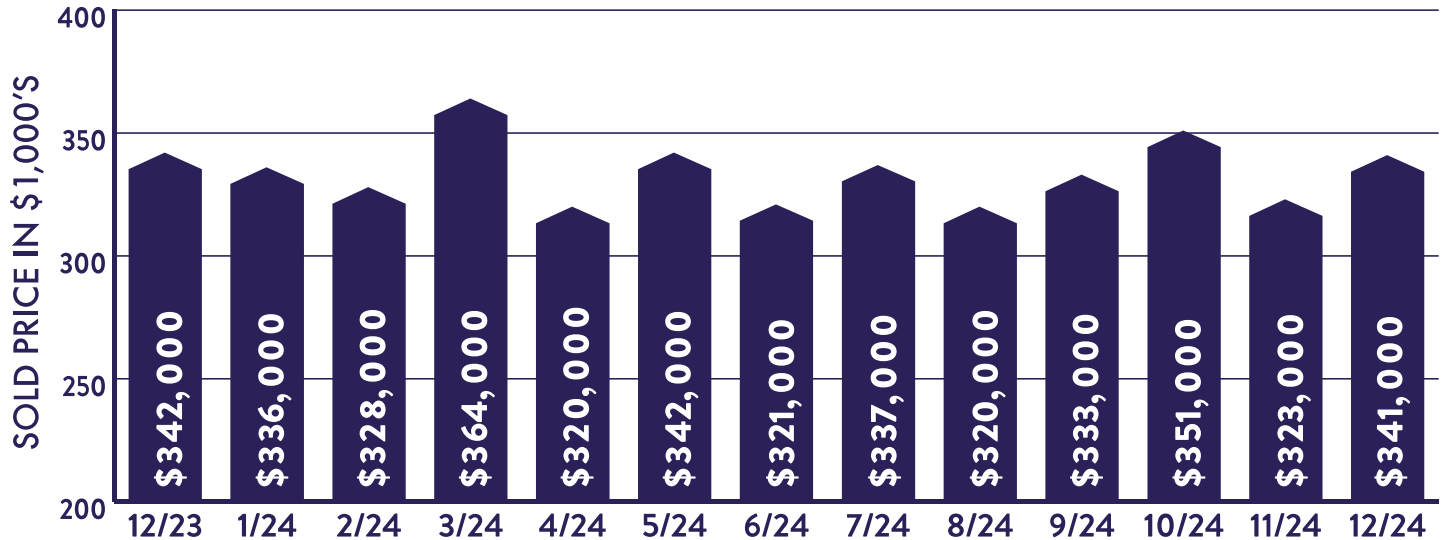
\*These statistics are based on information obtained from MLSSAZ and using TrendGraphix software for the dates of December 2023 - December 2024. Current Monthly Interest Rate courtesy Nova Home Loans. Information is believed to be reliable, but not guaranteed.

### AVERAGE SOLD PRICE

December 2024 Average Sold Price was Neutral

Average Sold Price in December 2024: **\$341,000**

• Up 5.6% compared to last month • Down 0.3% compared to last year

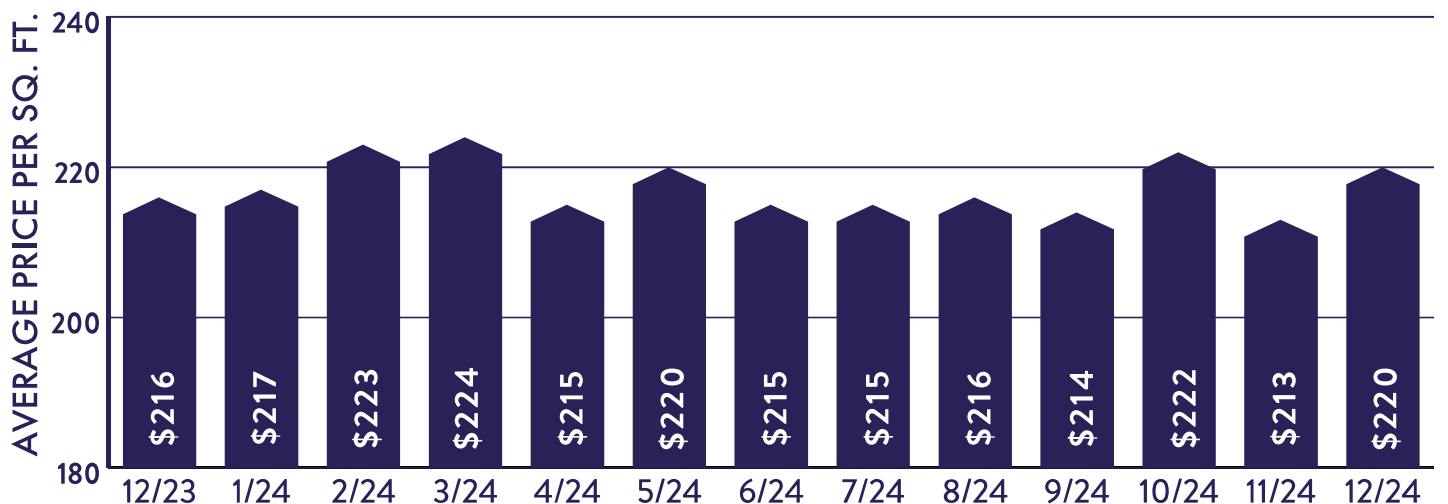


### SOLD PRICE PER SQUARE FOOT

December 2024 Average Sold Price per Square Footage was Neutral

Average Sold Price per Square Footage in December 2024: **\$220**

• Up 3.3% compared to last month • Up 1.9% compared to last year



**Al Vincent "Vin", Associate Broker/REALTOR®/SRES®/CCIM**

Vin@AlVincent.com

www.AlVincent.com

520-444-9890

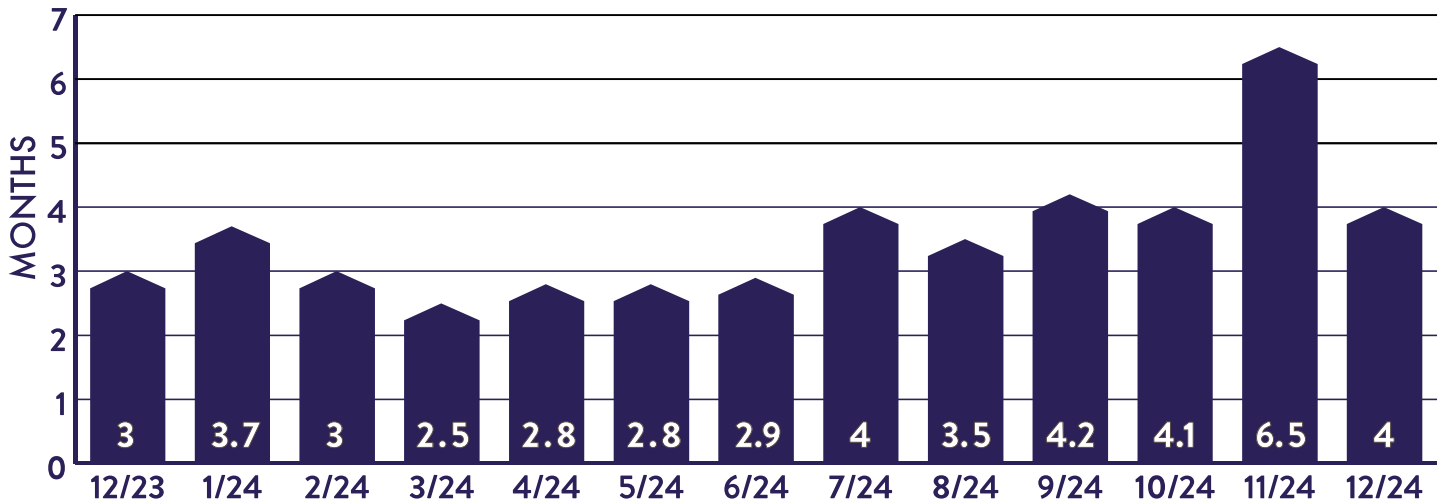
Tierra Antigua Realty



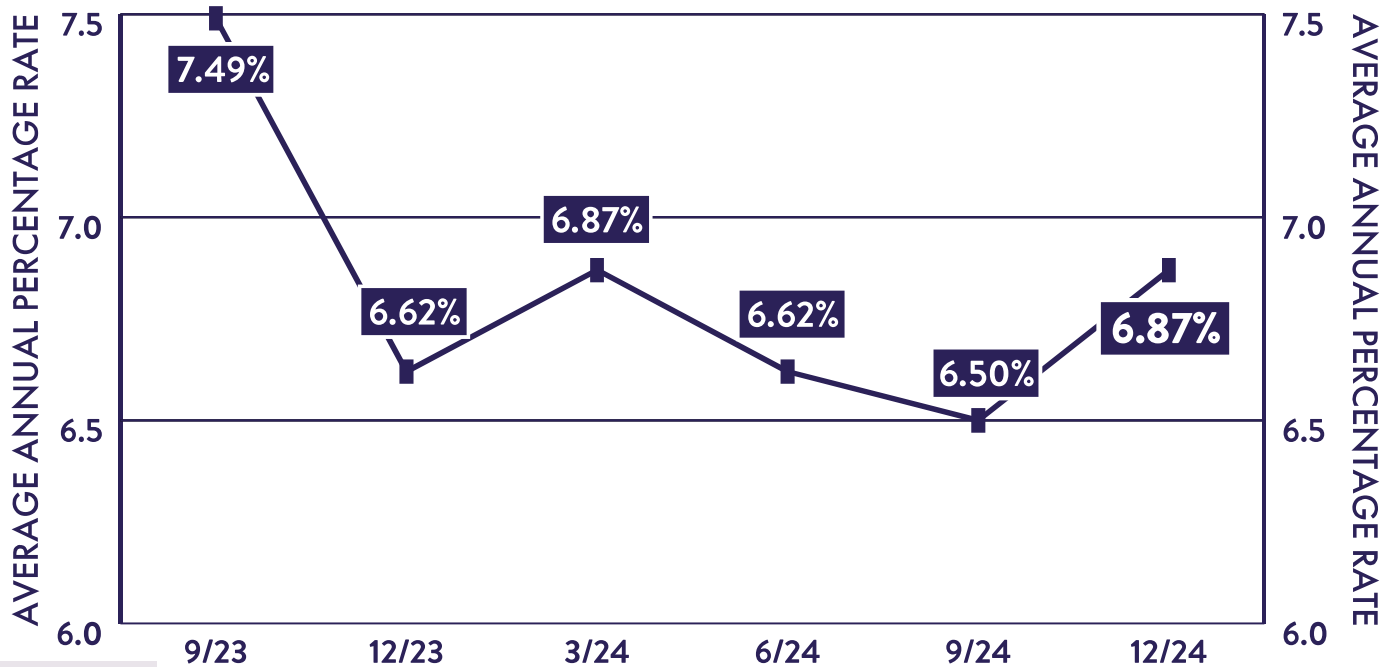
\*These statistics are based on information obtained from MLSSAZ and using TrendGraphix software for the dates of December 2023 - December 2024. Current Monthly Interest Rate courtesy Nova Home Loans. Information is believed to be reliable, but not guaranteed.

### MONTHS OF INVENTORY

December 2024 was a Neutral Market  
 Months of Inventory based on Closed Sales in December 2024: 4  
 • Down 38.5% compared to last month • Up 33.6% compared to last year



### INTEREST RATE TRENDS



Al Vincent "Vin", Associate Broker/REALTOR®/SRES®/CCIM

Vin@AlVincent.com    www.AlVincent.com  
 520-444-9890    Tierra Antigua Realty



\*These statistics are based on information obtained from MLSSAZ and using TrendGraphix software for the dates of December 2023 - December 2024. Current Monthly Interest Rate courtesy Nova Home Loans. Information is believed to be reliable, but not guaranteed.