

Tierra Antigua REALTY HOUSING MARKET ANALYSIS

GREEN VALLEY AREA MARKET REPORT NOVEMBER 2024

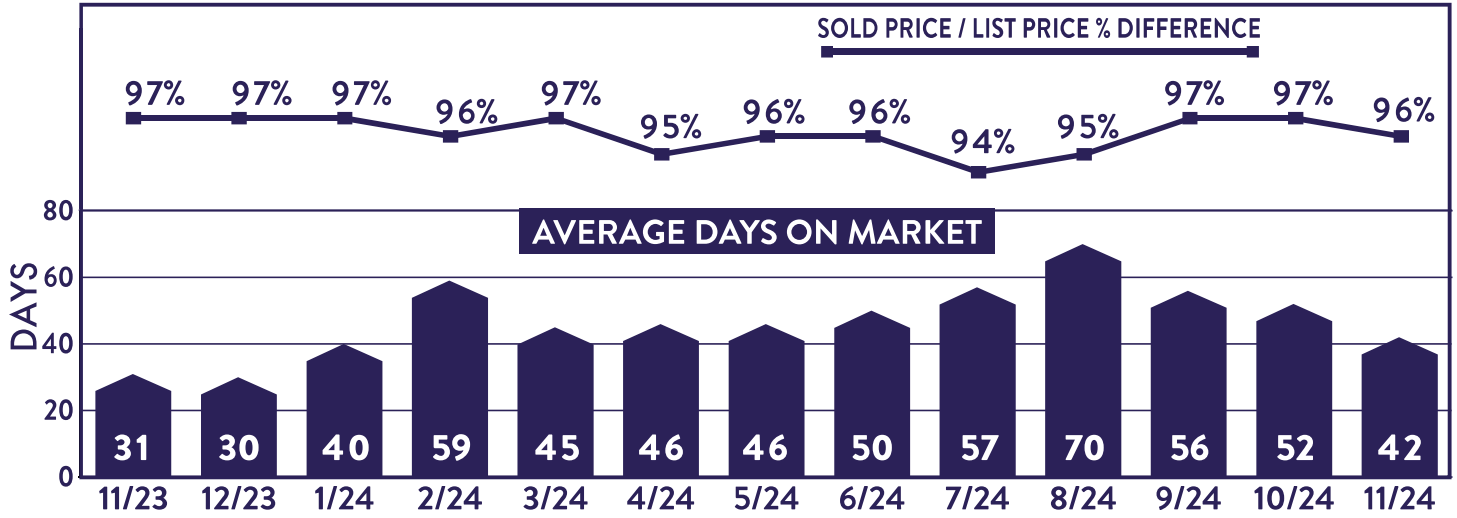
AVERAGE DAYS ON MARKET VS SALES PRICE/LIST PRICE %

November 2024 Average Days on Market Trend was Falling

- Average Days on Market in 2024: 42**
- Down 19.2% compared to last month
 - Up 35.5% compared to last year

November 2024 Sold/Original List Price Ratio Remained Steady

- Sold/List Price % in November 2024: 96%**
- Down 1% compared to last month
 - Down 1% compared to last year



HOMES FOR SALE/NEW LISTINGS/SOLD

Homes For Sale in November 2024: 422 units

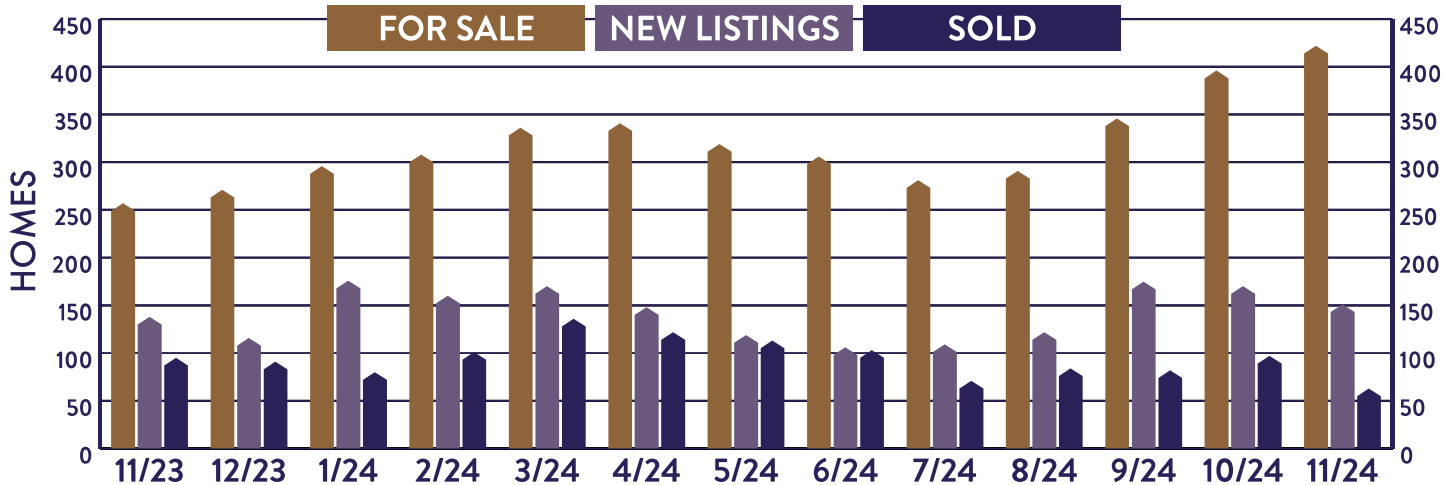
- Up 6.6% compared to last month
- Up 64.2% compared to last year

Homes Listed in November 2024: 151 units

- Down 11.2% compared to last month
- Up 9.4% compared to last year

Homes Closed in November 2024: 63 units

- Down 35.1% compared to last month
- Down 35.7% compared to last year



Al Vincent "Vin", Associate Broker/REALTOR®/SRES®/CCIM

Vin@AlVincent.com www.AlVincent.com
520-444-9890 Tierra Antigua Realty



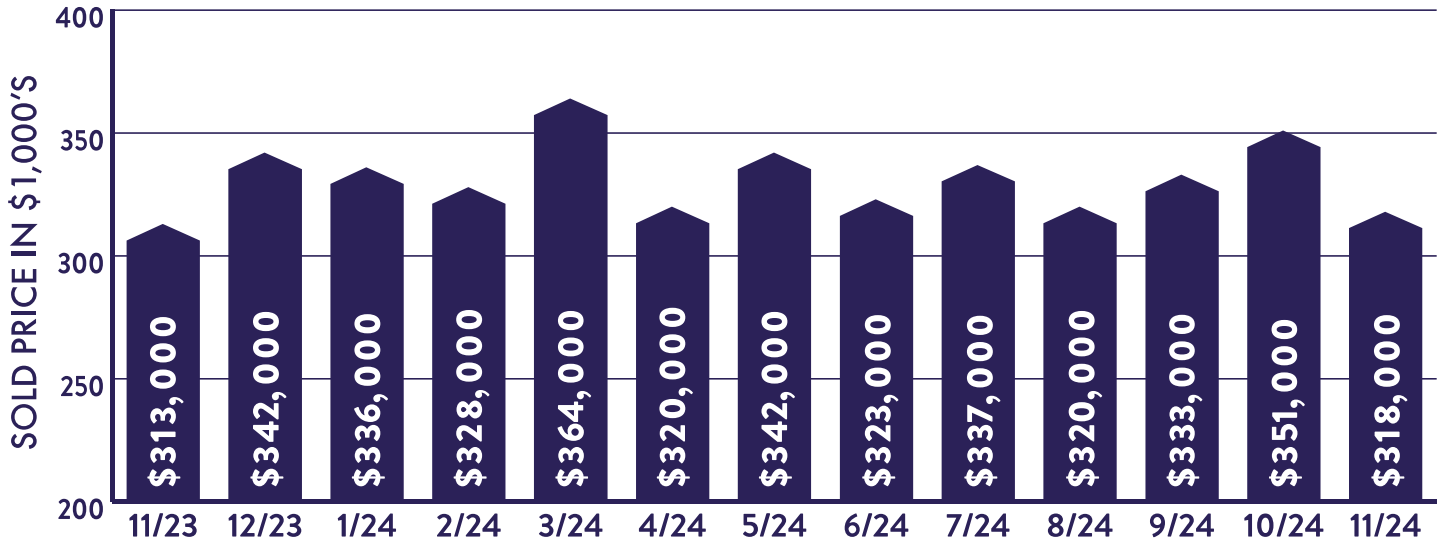
*These statistics are based on information obtained from MLSSAZ and using TrendGraphix software for the dates of November 2023 - November 2024. Current Monthly Interest Rate courtesy Nova Home Loans. Information is believed to be reliable, but not guaranteed.

AVERAGE SOLD PRICE

November 2024 Average Sold Price was Neutral

Average Sold Price in November 2024: **\$318,000**

• Down 9.4% compared to last month • Up 1.6% compared to last year

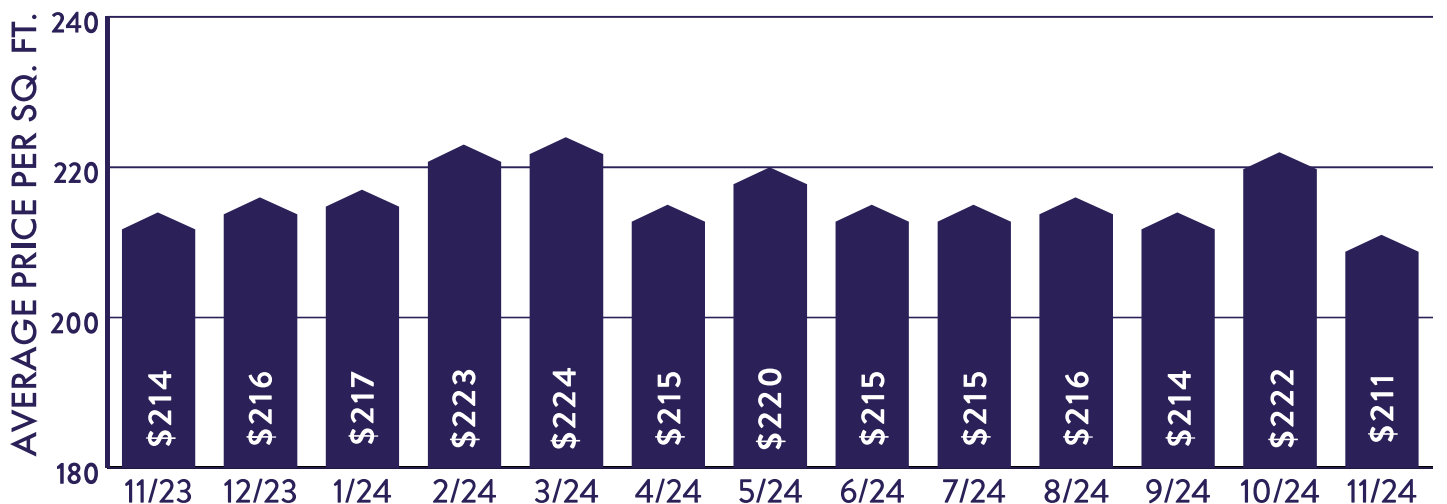


SOLD PRICE PER SQUARE FOOT

November 2024 Average Sold Price per Square Footage was Neutral

Average Sold Price per Square Footage in November 2024: **\$211**

• Down 5% compared to last month • Down 1.4% compared to last year



Al Vincent "Vin", Associate Broker/REALTOR®/SRES®/CCIM

Vin@AlVincent.com

www.AlVincent.com

520-444-9890

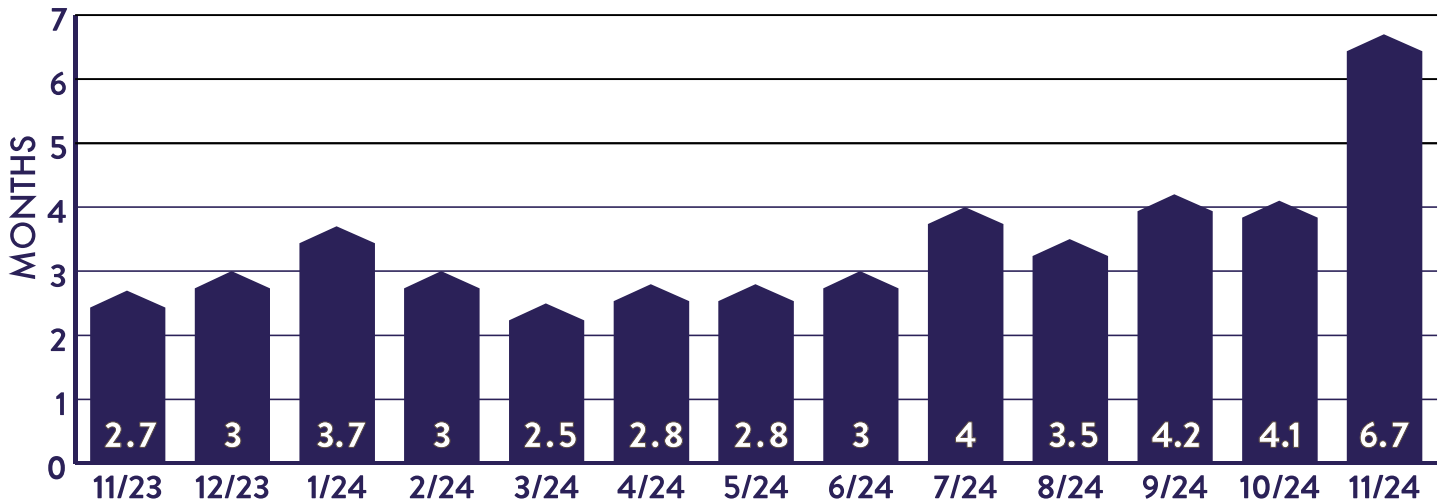
Tierra Antigua Realty



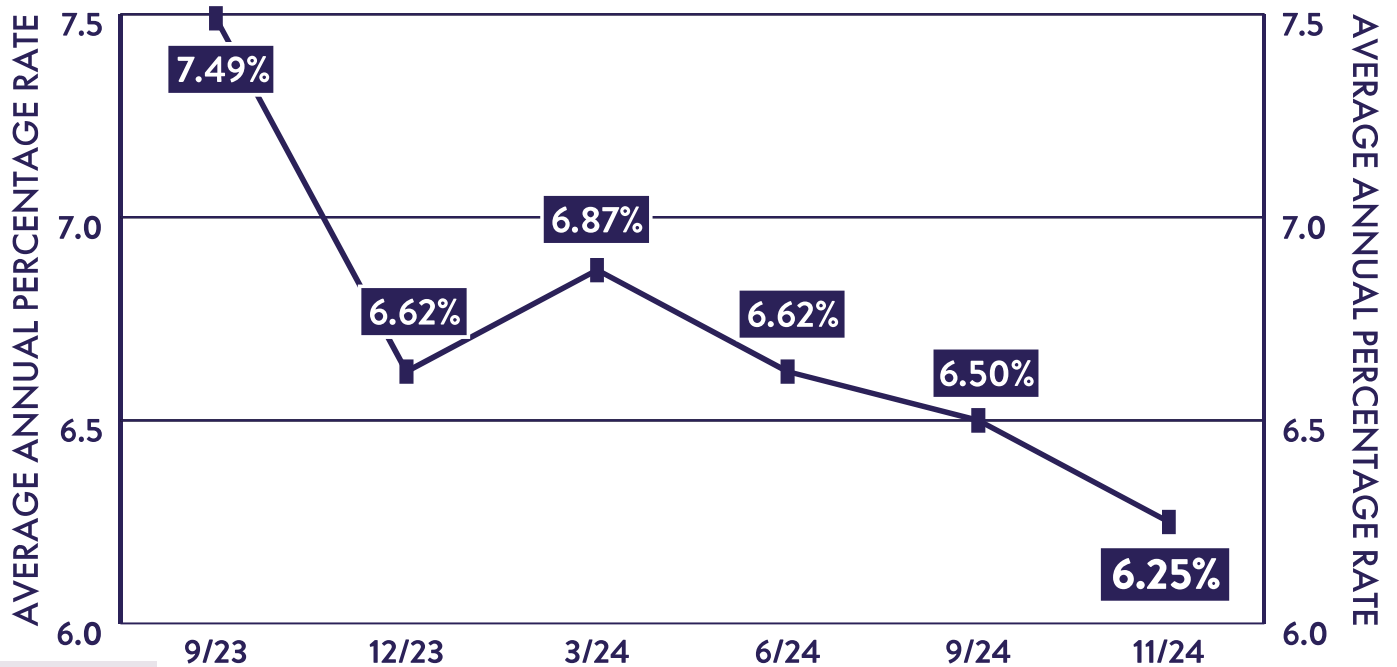
*These statistics are based on information obtained from MLSSAZ and using TrendGraphix software for the dates of November 2023 - November 2024. Current Monthly Interest Rate courtesy Nova Home Loans. Information is believed to be reliable, but not guaranteed.

MONTHS OF INVENTORY

November 2024 was a Buyer's Market
 Months of Inventory based on Closed Sales in November 2024: 6.7
 • Up 63.7% compared to last month • Up 147.9% compared to last year



INTEREST RATE TRENDS



Al Vincent "Vin", Associate Broker/REALTOR®/SRES®/CCIM

Vin@AlVincent.com www.AlVincent.com
 520-444-9890 Tierra Antigua Realty



*These statistics are based on information obtained from MLSSAZ and using TrendGraphix software for the dates of November 2023 - November 2024. Current Monthly Interest Rate courtesy Nova Home Loans. Information is believed to be reliable, but not guaranteed.