

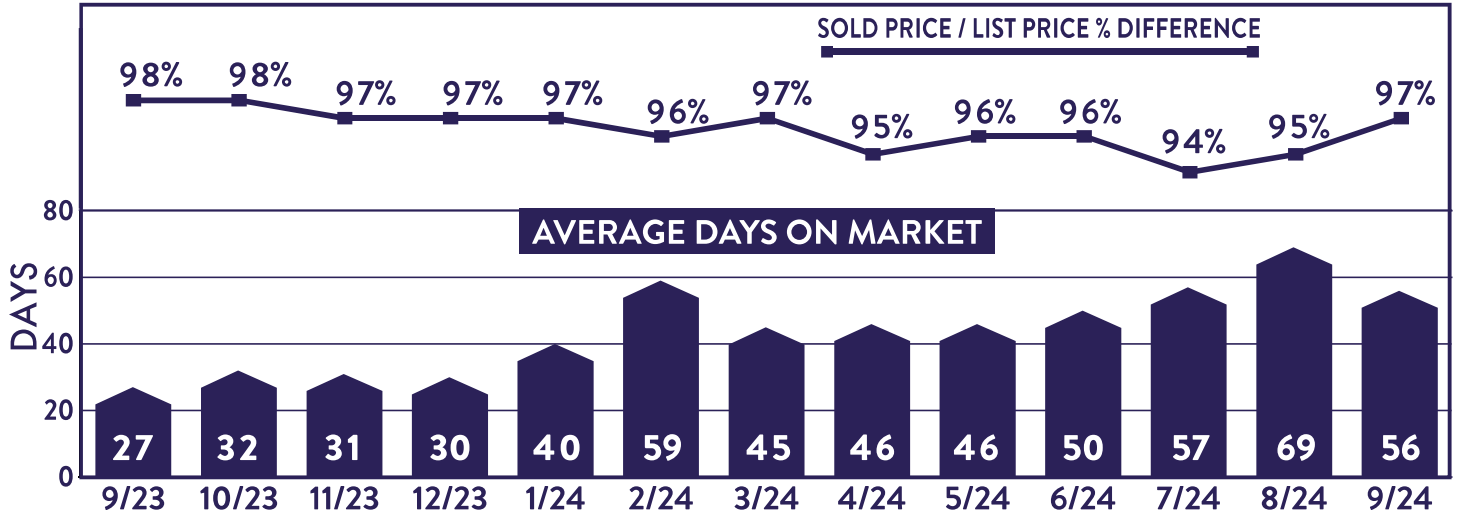
AVERAGE DAYS ON MARKET VS SALES PRICE/LIST PRICE %

September 2024 Average Days on Market Trend
Remained Steady

Average Days on Market in September 2024: 56
 • Down 18.8% compared to last month
 • Up 107.4% compared to last year

September 2024 Sold/Original List Price Ratio
Remained Steady

Sold/List Price % in September 2024: 97%
 • Up 2.1% compared to last month
 • Down 1% compared to last year



HOMES FOR SALE/NEW LISTINGS/SOLD

Homes For Sale in September 2024:
346 units

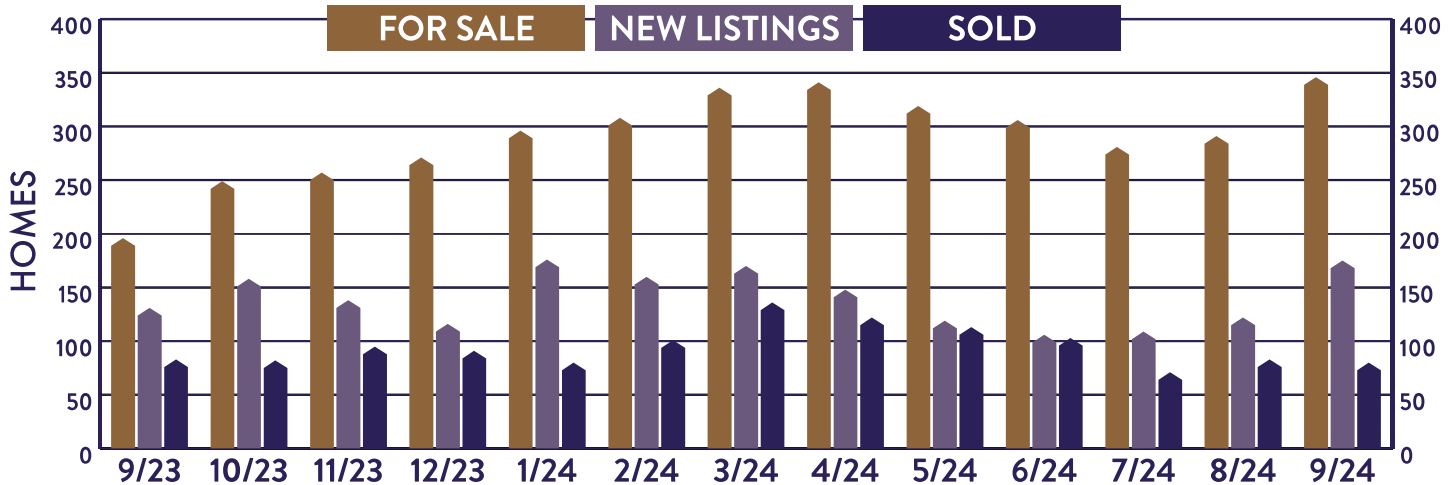
• Up 18.9% compared to last month
 • Up 76.5% compared to last year

Homes Listed in September 2024:
175 units

• Up 43.4% compared to last month
 • Up 33.6% compared to last year

Homes Closed in September 2024:
80 units

• Down 3.6% compared to last month
 • Down 3.6% compared to last year



Al Vincent "Vin", Associate Broker/REALTOR®/SRES®/CCIM

Vin@AlVincent.com www.AlVincent.com

520-444-9890 Tierra Antigua Realty



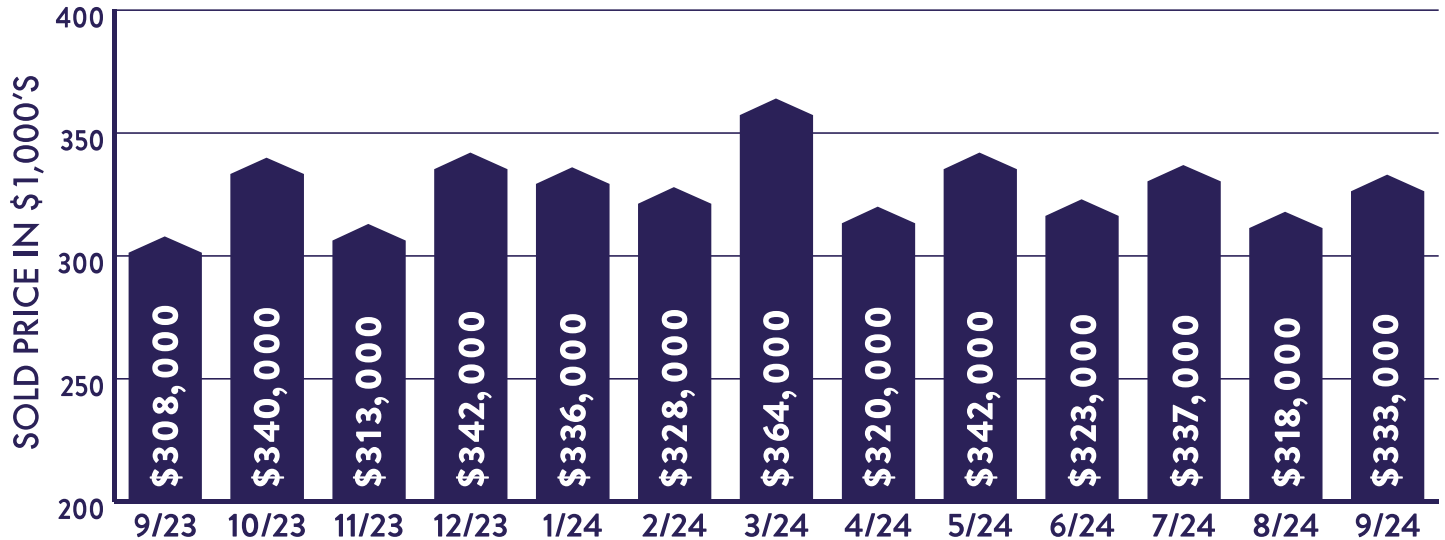
*These statistics are based on information obtained from MLSSAZ and using TrendGraphix software for the dates of September 2023 - September 2024. Current Monthly Interest Rate courtesy Nova Home Loans. Information is believed to be reliable, but not guaranteed.

AVERAGE SOLD PRICE

September 2024 Average Sold Price was Neutral

Average Sold Price in September 2024: **\$333,000**

• Up 4.7% compared to last month • Up 8.1% compared to last year

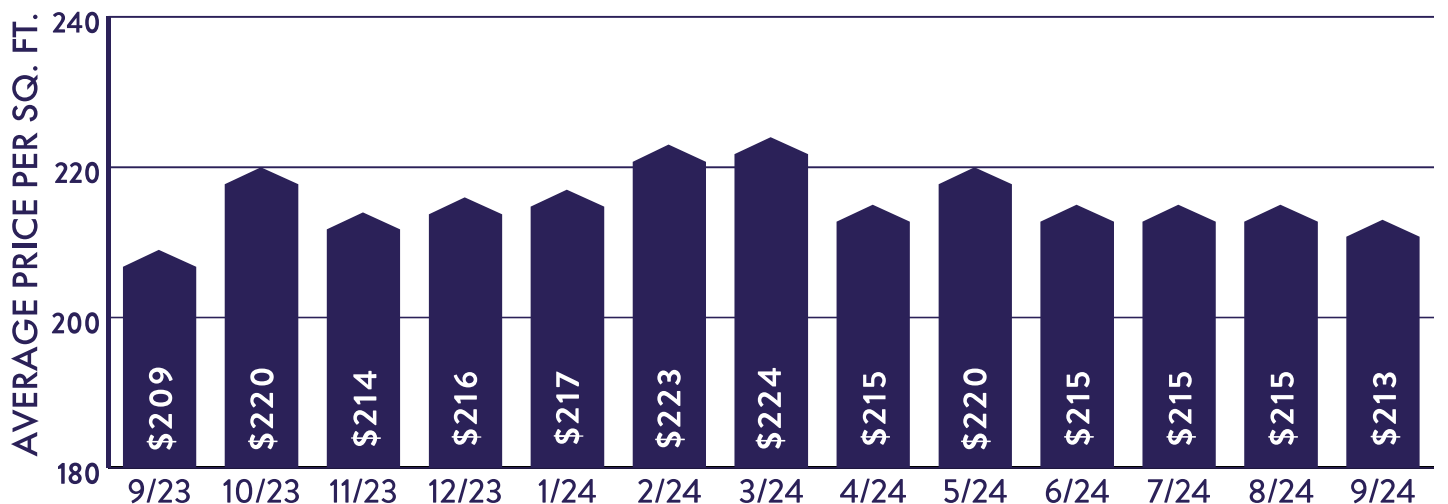


SOLD PRICE PER SQUARE FOOT

September 2024 Average Sold Price per Square Footage was Depreciating

Average Sold Price per Square Footage in September 2024: **\$213**

• Down 0.9% compared to last month • Up 1.9% compared to last year



Al Vincent "Vin", Associate Broker/REALTOR®/SRES®/CCIM

Vin@AlVincent.com www.AlVincent.com

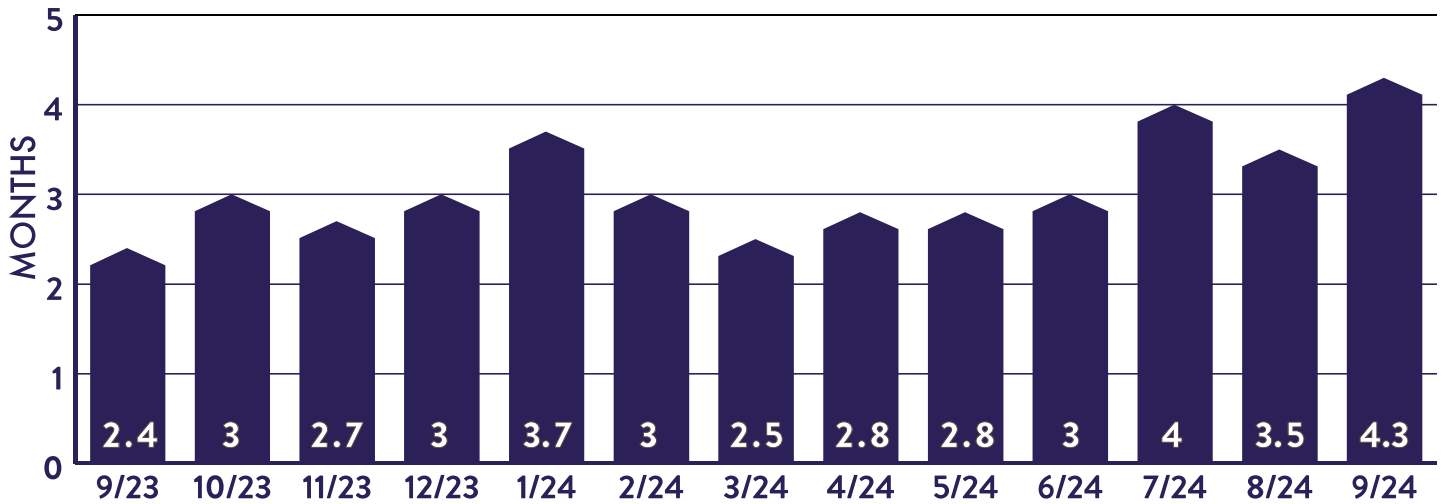
520-444-9890 Tierra Antigua Realty



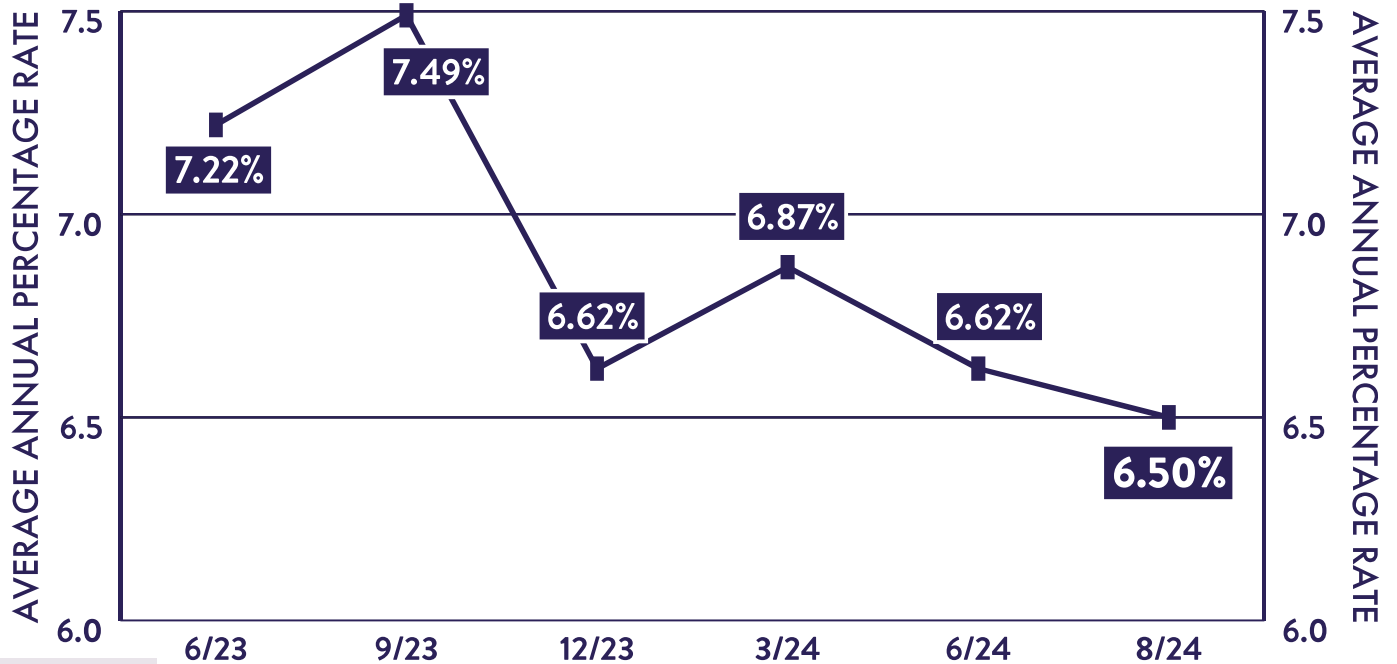
*These statistics are based on information obtained from MLSSAZ and using TrendGraphix software for the dates of September 2023 - September 2024. Current Monthly Interest Rate courtesy Nova Home Loans. Information is believed to be reliable, but not guaranteed.

MONTHS OF INVENTORY

September 2024 was a Neutral Market
 Months of Inventory based on Closed Sales in September 2024: 4.3
 • Up 22.8% compared to last month • Up 79.1% compared to last year



INTEREST RATE TRENDS



Al Vincent "Vin", Associate Broker/REALTOR®/SRES®/CCIM

Vin@AlVincent.com www.AlVincent.com

520-444-9890 Tierra Antigua Realty



*These statistics are based on information obtained from MLSSAZ and using TrendGraphix software for the dates of September 2023 - September 2024. Current Monthly Interest Rate courtesy Nova Home Loans. Information is believed to be reliable, but not guaranteed.